

ELEMENTARY SWAHILI

Lugha na Utamaduni

Peter Mwangi



**This is the development version of the *ELEMENTARY SWAHILI*.
The first edition is slated to be published Summer, 2021.**

Peter Mwangi. 2020. Elementary Swahili. Evanston: Northwestern University Libraries.

This title can be downloaded at: [DOI]

Copyright © 2020. Peter Mwangi.

Published under the Creative Commons Attribution-ShareAlike 4.0 License (CC BY-SA 4.0): <https://creativecommons.org/licenses/by-sa/4.0/>

ISBN:

DOI:

Northwestern University Libraries

1970 Campus Drive

Evanston, IL 60208

Disclaimer: Northwestern makes online resources available to all segments of our community but does not review, edit, or endorse all items accessible from these pages. <https://www.northwestern.edu/disclaimer.html>

Contents

1. Introduction to Swahili	5
Swahili Alphabets	6
Vowels.....	6
Consonants.....	6
Important Words/Prases in Swahili	7
2. Salamu za Kiswahili/Swahili Greetings.....	9
Msamiati/Vocabulary	9
Salamu I: Hujambo.....	10
Mazungumzo I: Hujambo	10
Mazungumzo II: Hamjambo	11
Sarufi/Grammar: Swahili Pronouns.....	11
Mazungumzo III.....	12
Salamu II: Habari Gani?/What is the News?	12
Mazungumzo IV	12
Salamu III: Hujambo?/Habari gani?/Shikamoo?.....	13
Mazungumzo V: Mwanafunzi na Mwalimu	13
Mazungumzo VI: Mwalimu na Wanafunzi.....	14
Salamu IV: Mambo?/Mambo vipi?/Sasa?/Niaje?.....	14
Mazungumzo VII: Mazungumzo ya vijana.....	14
3. Shughuli za Kila Siku/Daily Activities.....	16
Msamiati/Vocabulary	16
Mazungumzo I: Shughuli za Asubuhi.....	17
Shughuli za Mchana.....	18
Shughuli za Jioni.....	18
Shughuli za Usiku.....	19
Note on Sarufi/Grammar.....	19
4. Nyakati za Kiswahili/Swahili Tenses.....	20
5. Kumkaribisha Mgeni/Welcoming the Visitor.....	23
Msamiati/Vocabulary	23
Mazungumzo I	24
Mazungumzo II: Fatuma na Erin	24
6. Familia/Family	26
Msamiati/Vocabuary	26

Verbs.....	26
Possessives	27
Adjectives	27
Mti wa Familia/Family Tree	28
Mazungumzo I: Kusema kuhusu Familia	28
Possessives in Swahili.....	29
Mifano/Examples.....	30
Swahili Adjectives	30
7. Kazi/Occupation	32
Msamiati.....	32
Kusema kuhusu familia na kazi.....	33
8. Familia, Nchi, Uraia, na Lugha/Family, Country, Nationality, and Language.....	34
Unatoka Wapi na Unaishi Wapi?/Where Are You From and Where Do You Live?	36
9. Nina Lakini Sina/I have but I do not have.....	37
Msamiati/Vocabulary	37
Kuuliza/Inquiring	37
Mifano katika sentensi:	38
10. Ninapenda lakini sipendi/I Like but I Do Not Like.....	39
Msamiati/Vocabulary.....	39
Mifano.....	40
11. Je, Unasoma Wapi?/Where Do You Study?.....	42
Msamiati/Vocabulary	42
Mazungumzo I: Neema na Erin wanakutana katika kongamano la masomo ya Kiafrika.	43
12. Nambari/Nominal Numbers	46
Msamiati/Vocabulary	46
Ordinal Numbers.....	55

1. Introduction to Swahili

Swahili or Kiswahili is a bantu language that is spoken in East Africa/*Afrika Mashariki*. It is both a national and official language in Kenya and Tanzania and is the official language of the East African Community member states which include: Kenya, Tanzania, Uganda, Rwanda, Burundi, and South Sudan. Swahili is spoken in other African countries such as Democratic Republic of Congo (DRC), Mozambique, and the Comoros Islands. It is also taught in Ghana, South Africa, Zimbabwe, and many countries outside Africa. In the U.S. Swahili is the leading sub-saharan African language that is taught in colleges and universities.

Can you identify the East African countries that use Swahili on the map below?

What do you think is the importance of having Swahili as a national language in Kenya and Tanzania?

What is the population of Kenya and Tanzania? Can you calculate the population in East Africa that at least speaks Swahili based on the population of the two countries?

Swahili is used as a language of instruction in Tanzania up to high school but taught as a subject at schools in other East African countries.

The Swahili speakers have interacted with many speakers of other languages over a long period of time. For this reason, Swahili has borrowed words from some of these languages, especially Arabic. Swahili uses Roman alphabets and is written from left to right. However, there are certain English alphabets that do not exist in Swahili and there are a couple of Swahili alphabets that are not in English.



This is a royalty free image that can be used for your personal, corporate or education projects. It can not be resold or freely distributed. If you used an editable Power Point or Adobe Illustrator version of this map please visit www.templates.com or www.mapsofindia.com. This text can be cropped off. © Copyright Bruce Jones Design Inc. 2011

Swahili is an agglutinative language and for that reason, a verb can be a sentence on its own because it may contain all the grammatical elements of a Swahili sentence. Further, Swahili is spoken the way it is written and written the way it is spoken.

Swahili Alphabets

Vowels

Letter	Swahili	English
A	amka	get up
E	embe	mango
I	ita	call
O	oga	shower
U	uma	bite

Consonants

Letter	Swahili	English
B	baba	father
Ch	chai	tea
D	dada	sister
Dh	dhahabu	gold
F	familia	family
G	gauni	gown
Gh	ghali	expensive
H	heri	good luck
Kh	kheri	good luck
J	jaa	become full
Nj	njaa	hunger
K	kaka	brother
L	lala	sleep
M	mama	mother

Mb	mbaya	bad
N	nani?	who?
Nd	ndani	inside
Ng	ngamia	camel
Ng'	ng'ombe	cow
Ny	nyanya	tomato or grandma (Kenya)
Nz	nzito	heavy
P	papa	shark
R	rais	president
S	sasa	now
Sh	shamba	farm
T	tamu	sweet
Th	thamani	value
V	vaa	wear
W	watu	people
Y	yaya	babysitter
Z	zawadi	gift

Important Words/Prases in Swahili

Here is a list of words that you will mostly need to use while learning Swahili.

Swali	Question	Jibu	Answer
Asante	Thank you	Karibu	Welcome
Tafadhali	Please	Tafadhali sema tena	Please say it again
Sijui	I do not know	Samahani	I am sorry or excuse me

Umeelewa	Do you understand?	Sielewi	I do not understand
-----------------	--------------------	----------------	---------------------

Ndiyo	Yes	Hapana	No
--------------	-----	---------------	----

Nimesahau	I have forgotten	Siwezi kukumbuka	I cannot remember
------------------	------------------	-------------------------	-------------------

Pole	Sorry	Mwalimu	Teacher
-------------	-------	----------------	---------

Sawa	Ok	Sawa	Not ok
-------------	----	-------------	--------

Samahani, naomba kwenda msalani, nje ...	Excuse me, I would like to go to the bathroom outside, etc
---	--

Unasemaje X kwa Kiswahili?	How do you say X in Swahili?
-----------------------------------	------------------------------

2. Salamu za Kiswahili/Swahili Greetings

Swahili greetings depend on the age of the participants, time of the day, and the context (formal or informal). Swahili greetings tend to be long and are usually initiated by the young persons to the older ones although the vice versa does happen.

Msamiati/Vocabulary

Habari	news	Nzuri, salama, safi, njema	fine
Habari za X, Y, Z	News of X, Y, Z	Asubuhi	morning
Mchana	day time	Jioni	evening
Usiku	night	Familia	family
Baba	dad	Mama	mom
Dada	sister	Kaka	brother
Chuo	university	Kazi	job
Rafiki	friend	Mbwa	dog
Paka	cat	Nyumbani	home
Hujambo	How are you?	Sijambo	I am fine
X hajambo	how is he or she?	Hajambo	He or she is fine
X na Y hawajambo	How are X and Y	Hawajambo	they are fine
sina	I do not have	Kwaheri	Goodbye (1)

Kwaherini	Goodbye all	Asanteni	Thank you all
Shikamoo		a respectful greeting used by a young person to an older person	
Marahaba	Response of shikamoo	Itwa	called
jina langu ni	My name is	Nina	I have
Mambo?; Sasa?; Niaje?; Mambo vipi?; Vipi?			What's Up?
Poa, freshi, safi	cool		

Salamu I: Hujambo

Hujambo is one of the most common greetings in Swahili. It is usually used among agemates. However, if someone who is older than you greets you using hujambo, you respond to the greeting word and greet them back using an age appropriate greeting that we shall learn.

Mazungumzo I: Hujambo

- Asha:** Hujambo, Ali?
- Ali:** Sijambo, Asha. Na wewe je, hujambo?
- Asha:** (Mimi) sijambo.
- Ali:** Kaka hajambo?
- Asha:** (Yeye) hajambo. Je, dada hajambo?
- Ali:** Hajambo pia.
- Asha:** Kwaheri Ali.
- Ali:** Kwaheri Asha.

Zoezi I: Hujambo

In pairs, practice to greet in Swahili using jambo

Mazungumzo II: Hamjambo

- Ali:** Hamjambo Asha na Jamila?
A & J: (Sisi) hatujambo Ali. Wewe hujambo?
Ali: (mimi) sijambo. Baba na mama hawajambo?
A & J: (wao) hawajambo, asante. Je, dada zako hawajambo?
Ali: (wao) hawajambo. Kwaherini.
A & J: Kwaheri, tutaonana baadaye.

Zoezi II: Hamjambo

In groups of 3s, practice to greet in Swahili using hamjambo.

Sarufi/Grammar: Swahili Pronouns

You may have noticed that the jambo greeting changes depending on how many people are involved. The participants are indicated in the brackets in mazungumzo II above. There are 3 personal pronouns that exist both in singular and plural. The pronouns are also marked in verbs to make them grammatical as shown in the table below.

Person	Pronoun	Pronoun and Verb <i>itwa/called</i>
Singular		
1st	Mimi /me or I	Mimi n inaitwa Asha
2nd	Wewe /you	Wewe u naitwa Ali
3rd	Yeye /him or her	Yeye a naitwa Jamila
Plural		
1st	Sisi/us or we	Sisi t unaitwa Wildcats
2nd	Nyinyi/ you all	Nyinyi m naitwa Buckeyes
3rd	Wao/they	Wao w anaitwa Spartan

Mazungumzo III

- Baraka:** Hujambo rafiki?
- Pili:** Sijambo rafiki. Mimi ninaitwa Pili. Na wewe je, unaitwa nani?
- Baraka:** Mimi ninaitwa Baraka. Nimefurahi kukufahamu, Pili.
- Pili:** Nimefurahi kukufahamu pia, Baraka. Je, unatoka wapi?
- Baraka:** Mimi ninatoka Dar es Salaam, Tanzania. Na wewe je, unatoka wapi?
- Pili:** Mimi ninatoka Mombasa, Kenya.
- Baraka:** Kwaheri Pili.
- Pili:** Kwaheri Baraka.

Zoezi III: Ninaitwa

In pairs, greet each other and introduce yourselves in Swahili.

Salamu II: Habari Gani?/What is the News?

The *habari? habari gani?* greeting is also a general form of greeting in Swahili. Just like with *hujambo*, it is mostly used among agemates. If an older person greets a younger person using the *habari* greeting, the younger person responds to the *habari* greeting and then greets the older person using the age appropriate greeting, *shikamoo*. The response to the *habari* greeting can either be *nzuri*, *njema*, *salama*, or *safi*, all which translate to fine or good. Just like with *hujambo* greeting, you can use the *habari* to inquire about the state of affairs of the person whom you are greeting such as work, school, pet, family, e.t.c.

Mazungumzo IV

- Bahati:** Habari gani rafiki yangu?
- Musa:** Salama rafiki, jina langu ni Musa; ninatoka Nairobi, Kenya.
- Bahati:** Mimi ninaitwa Bahati; ninatoka Arusha, Tanzania. Habari za asubuhi?
- Musa:** Nzuri sana na wewe je?
- Bahati:** Safi. Habari za safari?

Musa: Njema. Nyumbani hawajambo?

Bahati: Hawajambo.

Musa: Karibu Nairobi.

Bahati: Asante.

Musa: Ninakutakia siku njema.

Bahati: Asante, ninakutakia siku njema pia.

Zoezi IV: Habari

In pairs, greet each other using habari/habari gani greeting, introduce yourselves, and bid each other goodbye.

How would you greet someone in Swahili using the habari greeting at the following times of the day?

- Asubuhi
- Mchana
- Jioni
- Usiku

How would you bid one goodbye in Swahili at the different times of the day shown below?

- Asubuhi
- Mchana
- Jioni
- Usiku

Salamu III: Hujambo?/Habari gani?/Shikamoo?

In this section, we shall learn how to use the shikamoo greeting together with hujambo and habari greeting words. Shikamoo is used by a young person to an adult, professor, or parent figure.

Mazungumzo V: Mwanafunzi na Mwalimu

Mwanafunzi: Shikamoo mwalimu.

Mwalimu: Marhaba. Hujambo?

Mwanafunzi: Sijambo, mwalimu. Habari za mchana?

Mwalimu: Salama, asante. Nyumbani hawajambo?

Mwanafunzi: Hawajambo.

Mwalimu: Karibu kiti.

Mwanafunzi: Asante sana, mwalimu.

Mazungumzo VI: Mwalimu na Wanafunzi

Mwalimu: Hamjambo wanafunzi?

Wanafunzi: Hatujambo mwalimu, shikamoo?

Mwalimu: Marahaba. Habari za asubuhi?

Mwanafunzi I: Salama, asante.

Mwanafunzi II: Njema.

Mwanafunzi III: Nzuri sana.

Mwalimu: Karibuni ofisini.

Wanafunzi: Asante sana, mwalimu.

(baada ya mazungumzo/after the conversation)

Mwalimu: Kwaherini na muwe na siku njema.

Wanafunzi: Kwaheri na uwe na siku njema pia.

Zoezi V: Kazi ya Vikundi

In pairs, rehearse how you will initiate a Swahili conversation with your Swahili instructor during the office hour by using the age and time appropriate greetings.

Salamu IV: Mambo?/Mambo vipi?/Sasa?/Niaje?

In this section, we shall focus on the informal greetings that Swahili speakers use in their informal interactions. You can use any of the following greeting words in informal greetings: *mambo?*, *mambo vipi?*, *sasa?*, or *niaje?*, all which translate to *what's up?/how is the going?* The following responses are used interchangeably: *poa*, *freshi*, or *fiti*, all which translate to *cool*.

Mazungumzo VII: Mazungumzo ya vijana

Juma: Mambo vipi Tatu?

Tatu: Freshi! Niaje?

Juma: Poa sana. Za mchana?

Tatu: Safi! Mambo yanakwendaje?

Juma: Salama na wewe je?

Tatu: Freshi! Baadaye.

Juma: Baadaye.

Zoezi VI: Kazi ya Vikundi

In pairs, practice to use informal Swahili greetings.

3. Shughuli za Kila Siku/Daily Activities

Msamiati/Vocabulary

Asubuhi	morning	mchana	day time (afternoon)
Jioni	evening	Usiku	night
amka	wake up	oga	shower
Nawa uso	wash face	nawa mikono	wash hands
sugua meno	brush teeth	Tayarisha	prepare
vaa nguo	wear clothes	vaa viatu	wear shoes
Chakula cha asubuhi	breakfast	chakula cha mchana	lunch
chakula cha usiku	dinner	Kiamsha kinywa	breakfast
Kunywa	to drink	kula	to eat
Angalia simu	check the phone	fanya mazoezi	work out
enda chuoni	go to school	Soma	read
pumzika	rest or relax	rudi nyumbani	go back home
Cheza	play	pika	cook
ona televisheni	watch tv	Zungumza na marafiki	chat with friends

tembea	walk	Kimbia	run
tembeza mbwa	walk dog	endesha baiskeli	ride a bike
Ona filamu	watch a film	cheza michezo ya video	play video games
Fanya	do	kawaida	usually
mara kwa mara	occasionally	Choka	be tired
lakini	but	mapema	early

Mazungumzo I: Shughuli za Asubuhi

Rajabu: Mambo Pendo!

Pendo: Poa! Za asubuhi?

Rajabu: Freshi lakini nimechoka kidogo.

Pendo: Pole kwa kuchoka. Je, wewe hufanya nini kabla ya darasa?

Rajabu: Asante. Kawaida, mimi huamka mapema, husugua meno, hunawa uso, hufanya mazoezi ya futiboli ya Marekani, hurudi chumbani, huoga, hula chakula cha asubuhi, na huenda darasani. Na wewe je?

Pendo: Lo! Unafanya mambo mengi sana. Mimi kawaida huamka, huangalia simu, husugua meno, hunawa uso, humtembeza mbwa, husikiliza muziki, hujitayarisha, na huenda chuoni kwa basi.

Rajabu: Una bahati sana! Siku njema rafiki yangu.

Pendo: Asante. Siku njema pia.

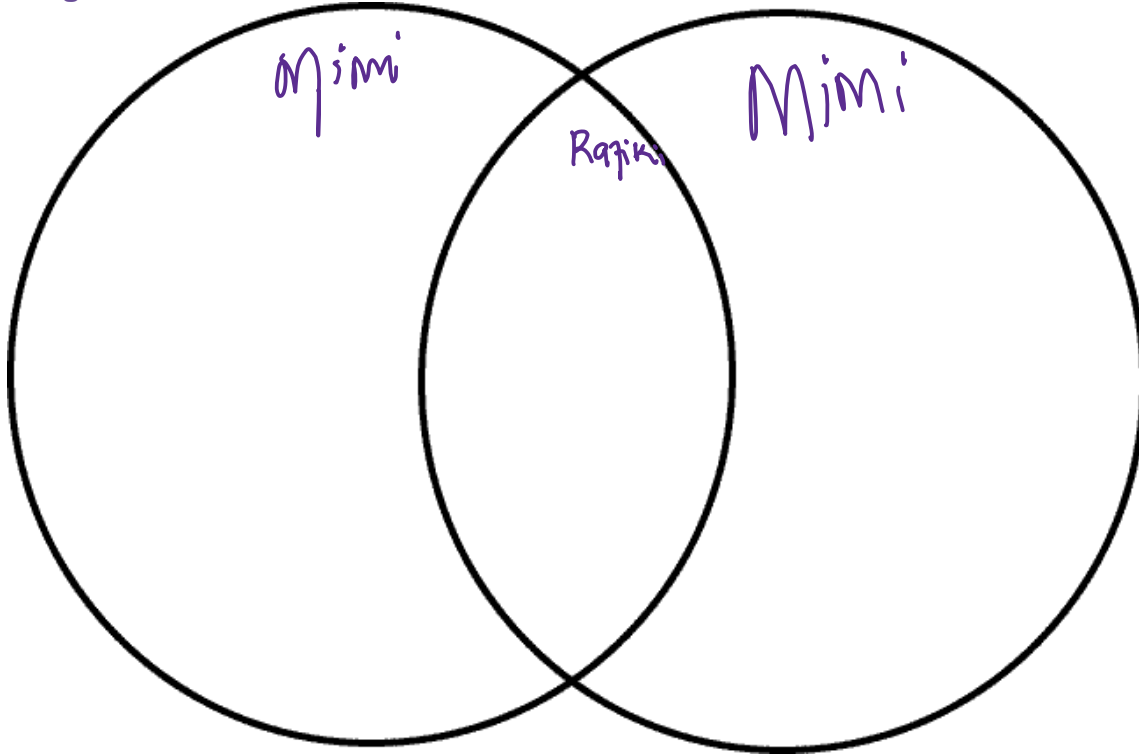
Zoezi I: Shughuli za Asubuhi

Pamoja na rafiki, sema wewe hufanya nini asubuhi kabla ya darasa.

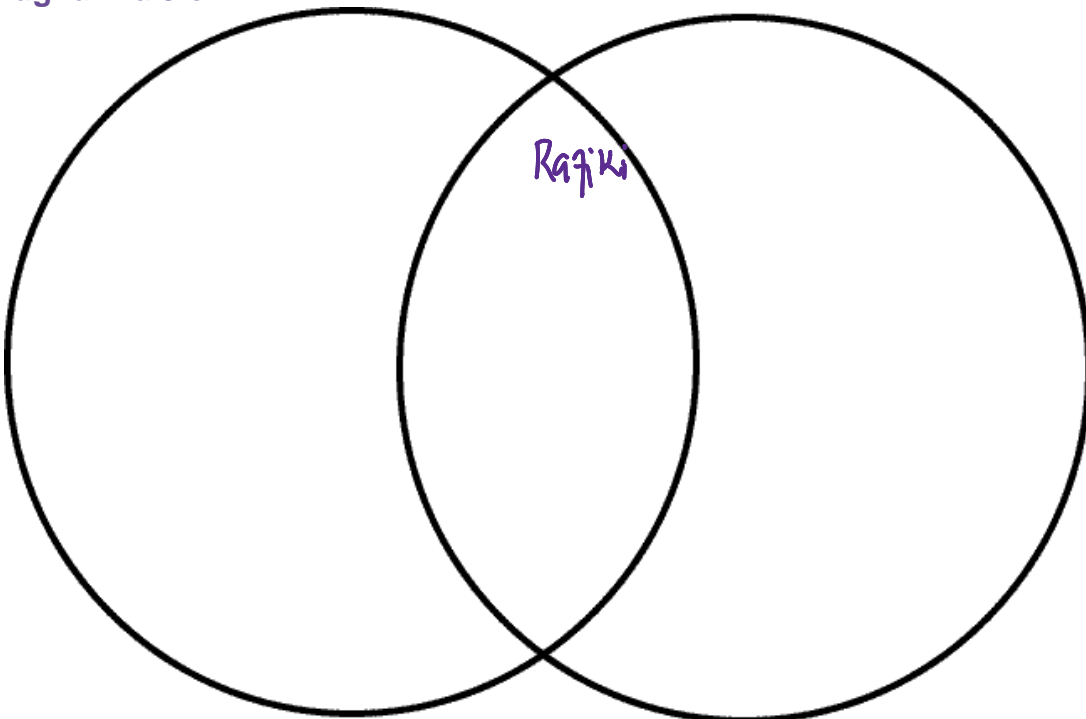
Zoezi II: Shughuli za Mchana, Jioni, na Usiku

With a friend, fill out the venn diagrams below with what each of you does at the different times of the day shown below and what both of you do in common in the intersection.

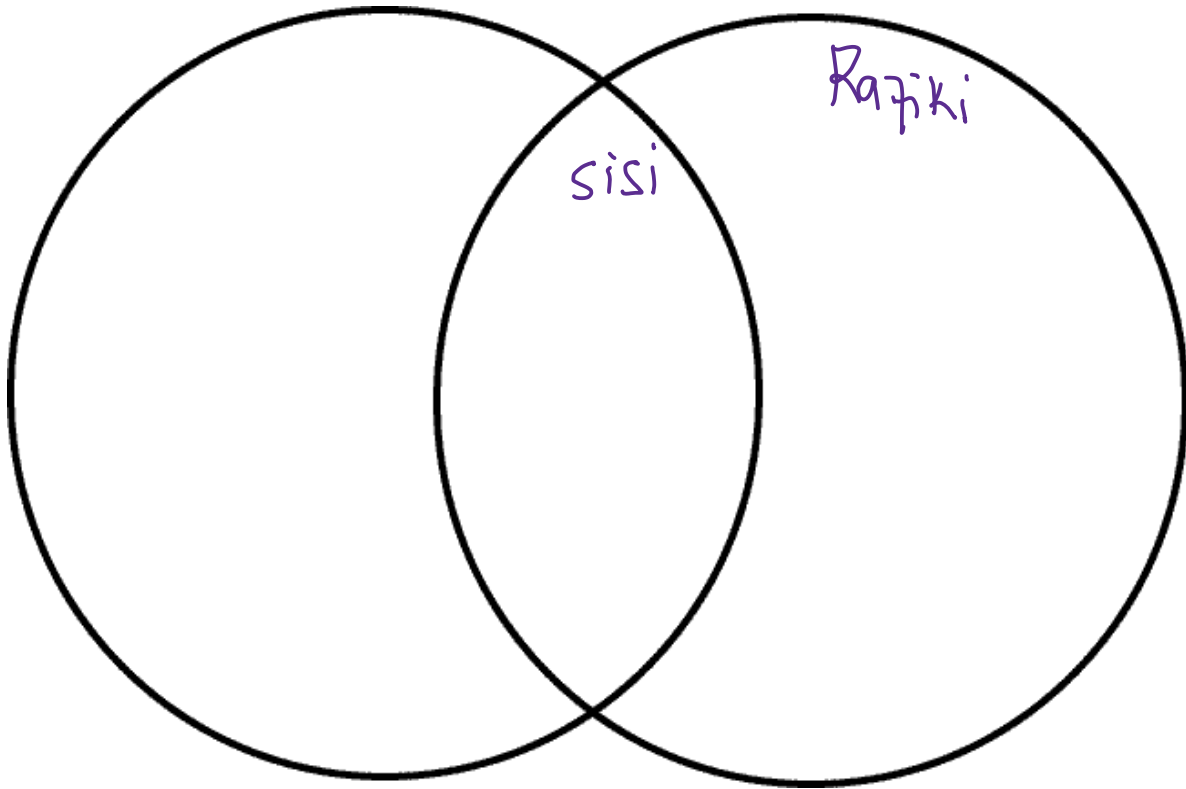
Shughuli za Mchana



Shughuli za Jioni



Shughuli za Usiku



Note on Sarufi/Grammar

You might have noticed that we have attached a prefix *hu-* to the verbs describing the activities that we perform at different times of the day. Prefix *hu-* indicates the habitual tense. In the next topic, we shall explore how different tenses in Swahili are marked.

Zoezi III: Scenario

Your potential host family in East Africa would like to have an idea of how your normal weekday looks like. Please use the table below to provide them with the information they have requested from you.

Saa/Time	Shughuli/Activity
Asubuhi	
Mchana	
Jioni	
Usiku	

4. Nyakati za Kiswahili/Swahili Tenses

Swahili has the following major tenses: past, present, future, past perfect, and habitual tense. Each of these tenses has a marker that is attached to the verb. With the exception of the habitual tense marker all the other markers are attached after the subject/personal pronoun marker. Thus, the Swahili verbal structure will look as follows for now.

Subject Marker (SM) + Tense Marker (TM) + Verb (V)

The different markers that are used for different tense markers are as follows.

Past tense = -li- **Mimi** **ni**lisoma

Present tense = -na- **Wewe** **una**soma

Future tense = -ta- **Yeye** **ata**soma

Past perfect = -me- **Sisi** **tume**soma

Habitual tense = hu- **Nyinyi** husoma

Zoezi I: Swahili Personal Pronouns

Fill the table given below of Swahili pronouns and their markers

Person	Singular	Marker	Plural	Marker
1st				
2nd				
3rd				

Zoezi II: Swahili Tenses and Daily Activities

Fill the table given below of Swahili tenses and daily activities by attaching the personal pronoun markers and tense markers to the verb given in each row.

Person	Past (-li-)	Present (-na-)	Future (-ta-)	Habitual (hu-)	Past perfect (-me-)
Mimi	_____amka				

Sisi		_____oga			
Wewe			_____nawa		
Nyinyi				_____sugua meno	
Yeye					_____kula kiamsha kinywa
Wao	_____enda chuoni				

Zoezi III: Talking about Daily Activities Using Different Tenses

- Je, kawaida wewe hufanya nini kabla ya darasa?
- Je, utafanya nini baada ya darasa?
- Je, ulifanya nini jana jioni?
- Je, utafanya nini leo jioni?
- Je, ulifanya nini wikendi jana?
- Je, utafanya nini wikendi hii?

5. Kumkaribisha Mgeni/Welcoming the Visitor

In many communities in East Africa, people visit each other with or without a notice. Culturally, the host is expected to welcome the guest/visitor by serving them with tea and food. On the other hand, it would be considered rude for the visitor not to accept what they are served. Guests request to be allowed into the house by saying, “*hodi!*” which can either be accompanied by a knock on the door or not.

Msamiati/Vocabulary

Hodi!	May I come in?	Karibu	welcome
Asante	thank you	Salamu	Greetings
kiti	seat	chai	tea
Chakula	food	safari	journey
familia	family	Kazi	work
chuo	university	toka	leave
Fika	arrive	mgeni	visitor
mwenyeji	host	Maktaba	library
bafu	bathroom	rudi	return
Choka	tired	Pumzika	rest
bahati	luck	kwa hiyo au hivyo	therefore

Mazungumzo I

- Mgeni:** Hodi! Hodi!
- Mwenyeji:** Karibu! (*baada ya kufungua mlango*). Karibu ndani.
- Mgeni:** Asante. Shikamoo mama. Jina langu ni Erin.
- Mwenyeji:** Marahaba. Hujambo? Mimi ninaitwa Mama Fatuma. Karibu kiti.
- Erin:** Sijambo. Asante sana, Mama Fatuma.
- Mama F:** Hamna shida. Habari za safari?
- Erin:** Nzuri sana lakini imekuwa ndefu sana.
- Mama F:** Pole kwa safari. Habari za familia?
- Erin:** Salama sana.
- Mama F:** Baba na mama hawajambo?
- Erin:** Hawajambo.
- Mama F:** Vizuri sana. Kaka na dada je hawajambo?
- Erin:** Hawajambo pia.
- Mama F:** Karibu Kenya.
- Erin:** Asante sana. Fatuma yuko wapi?
- Mama F:** Yeye anasoma maktabani lakini atarudi karibuni. Je, utaoga kwanza ama utakunywa chai?
- Erin:** Naomba kuoga kwanza.
- Mama F:** Sawa. Nitakuonyesha bafu ilipo.
- Erin:** Asante sana, mama.

Zoezi I: Mazungumzo na baba/mama wa Afrika Mashariki

With a partner, rehearse a conversation that you would have with your host mom/dad upon your arrival in East Africa.

Mazungumzo II: Fatuma na Erin

- Fatuma:** Mambo Erin!

- Erin:** Poa. Habari gani?
- Fatuma:** Safi sana. Karibu Nairobi!
- Erin:** Asante sana dadangu. Habari za masomo?
- Fatuma:** Nzuri kabisa lakini nina wasiwasi wa mitihani wiki kesho. Habari za familia?
- Erin:** Bahati njema katika mitihani. Familia haijambo. Nimependa nyumbani kwenu sana!
- Fatuma:** Asante. Ungependa kufanya nini leo jioni?
- Erin:** Karibu dadangu. Labda nitalala mapema kwa sababu nimechoka sana.
- Fatuma:** Naelewa. Pole kwa safari.
- Erin:** Asante, lakini kesho ningependa kwenda mjini kama utakuwa na nafasi.
- Fatuma:** Bila shaka. Kesho sina madarasa, kwa hiyo tunaweza kwenda mjini.
- Erin:** Asante. Nitaenda kulala sasa.
- Fatuma:** Karibu na usiku mwema.
- Erin:** Usiku mwema pia.

Zoezi II: Mazungumzo na kaka au dada wa Afrika Mashariki

In pairs, rehearse a conversation that you might have with your host brother or sister in East Africa.

6. Familia/Family

In many African families, the grandparents live together with one of their children. For this reason, we shall include them in the family tree of a typical immediate family in East Africa shown below.

Msamiati/Vocabulary

Babu	grandfather	bibi (Tanzania) au nyanya (Kenya)	grandmother
Baba	dad	mama	mom
Kaka	brother	dada	sister
baba mkubwa au mdogo	uncle (dad's brother)	Mama mkubwa au mdogo	aunt (mom's sister)
shangazi	aunt (dad's sister)	Binamu	cousin
ndugu	sibling		

Verbs

-penda	like or love	sipendi	I do not like
hapendi	he or she does not like	soma	read or study
toka	come from	ishi	live
ku (+verb)	to (infinitive verb)	Nina	I have
Una	You have	ana	he or she has
Tuna	we have	mna	you all have

wana	they have	sina	I do not have
huna	you do not have	hana	He or she does not have
hatuna	we do not have	hamna	you all do not have
hawana	They do not have		

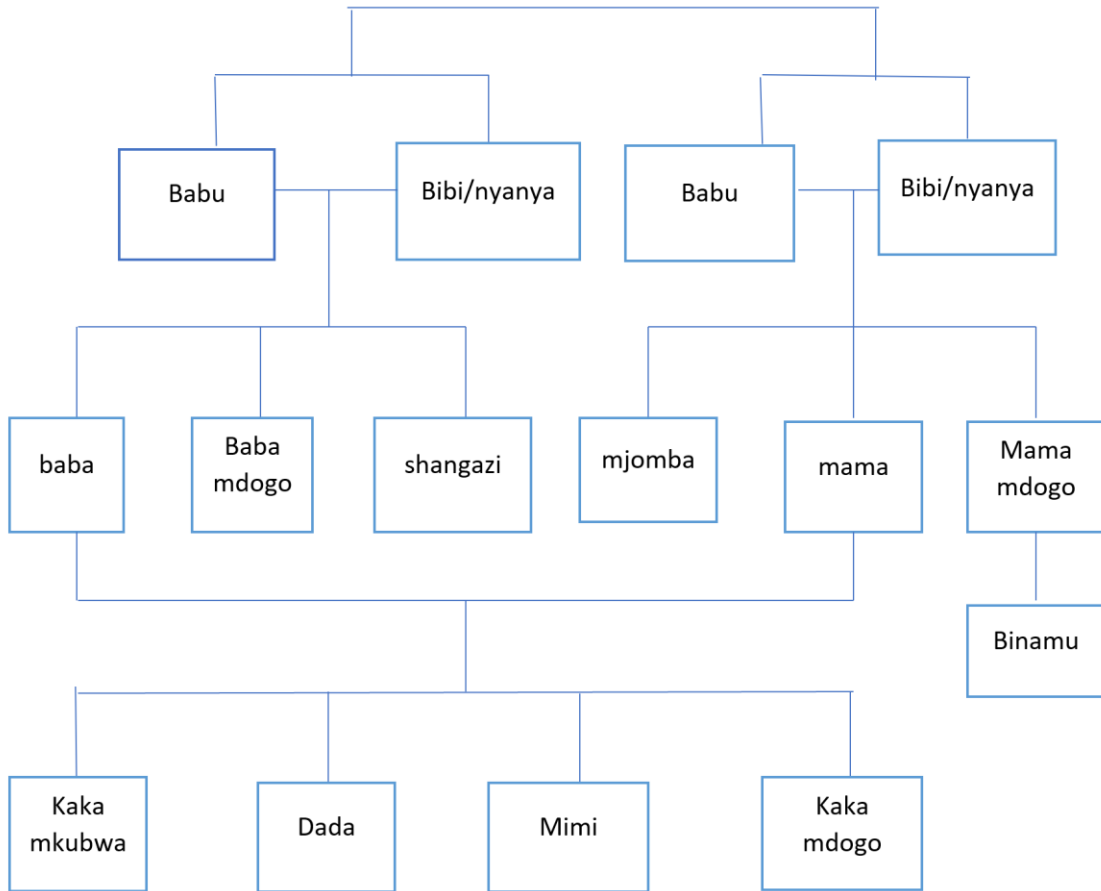
Possessives

-angu	mine	-ako	yours
-ake	his or hers	ours	-etu
-enu	yours (all)	-ao	theirs

Adjectives

-kubwa	big or elder	-dogo	small or younger
-fupi	short	-refu	tall
-nene	stout	-embamba	slim
-rembo	beautiful	-pole	quiet
-cheshi	humorous	-zuri	good
-baya	bad	-tiifu	obedient
-tundu	naughty	-zembe	lazy

Mti wa Familia/Family Tree



Mazungumzo I: Kusema kuhusu Familia

Mimi nina familia kubwa.

1. Huyu ni babu yangu, baba wa baba, yeye anaitwa Juma. Yeye anatoka Kenya na anaishi katika mji wa Naivasha Kenya. Yeye anapenda kutembea na kulima, lakini hapendi kusafiri.
2. Huyu ni bibi yangu, mama wa baba, yeye anaitwa Tatu. Yeye anatoka Kenya na anaishi katika mji wa Naivasha pia. Yeye anapenda kupika na kufuma, lakini hapendi kulima.
3. Huyu ni babu, baba wa mama, yeye anaitwa Yohana lakini aliaga. Yeye alitoka Kenya katika mji wa Kisumu. Alipenda kusoma gazeti sana.
4. Huyu ni bibi, mama wa mama, yeye anaitwa Achieng'. Yeye anatoka Kenya na anaishi katika mji wa Nairobi. Yeye anapenda kufuma na kwenda kanisani, lakini hapendi kuishi mashambani.

5. Huyu ni baba yangu. Yeye anaitwa Mbogo. Babangu anatoka Kenya na anaishi katika mji wa Nakuru. Yeye anapenda soka sana lakini hapendi kuogelea.
6. Huyu ni mamangu. Yeye anaitwa Zawadi. Mamangu anatoka Kenya na anaishi katika mji wa Nakuru pia. Yeye anapenda kupika na kununua, lakini hapendi kulima.
7. Kakangu mkubwa anaitwa Juma, kama babu yangu. Yeye anasoma katika Chuo Kikuu cha Nairobi. Yeye anapenda kusoma na kusafiri, lakini hapendi kuogelea.
8. Dadangu anaitwa Tatu, kama bibi yangu. Yeye anasoma katika Chuo Kikuu cha Dar es Salaam, Tanzania. Yeye anapenda muziki na sanaa, lakini hapendi kupika.
9. Kakangu mdogo anaitwa Mambo. Yeye anasoma katika shule ya sekondari katika mji wa Nakuru. Kwa hiyo, anaishi pamoja na wazazi wangu. Yeye anapenda kucheza soka na kukimbia, lakini hapendi kununua.
10. Mimi ninaitwa Yohana, kama babu yangu. Ninatoka katika mji wa Nakuru, Kenya, lakini sasa ninaishi katika Mji wa Evanston, IL. Ninapenda kutazama filamu na kuendesha baiskeli, lakini sipendi kuogelea.

Zoezi I: Familia Yangu

Draw a family tree of your immediate family.

Follow the examples given above to talk about members of your family.

Possessives in Swahili

Here, we shall learn how to use the possessives in Swahili based on the Swahili personal pronouns as follows

Person	Singular	Plural
1st	-angu	-etu
2nd	-ako	-enu
3rd	-ake	-ao

Mifano/Examples

1. Mama yangu anapenda kupika.
2. Mama yetu anapenda kupika pia.
3. Dada yako anaitwa nani?
4. Kaka yenu anaitwa nani?
5. Rafiki yake anatoka wapi?
6. Rafiki zao wanatoka wapi?

Zoezi II: Possessives

In pairs, use examples of Swahili possessives to talk about members of your families.

Swahili Adjectives

All Swahili nouns are categorized into specific groups called noun classes. Each noun class has both the singular and plural form. The noun class for animate beings belongs to the M/WA noun class(es). M indicates singular while WA indicates the plural form. These markers are used to mark the adjectives also. The verbs in M/WA take the subject marker (noun class marker) a- in singular and wa- in plural. Look at the examples below.

Zoezi III: Adjectives

Follow the examples shown in the table below to fill in the blanks of possessives, adjectives, and verbs by attaching the appropriate markers.

Noun Class	Noun Class Marker	Noun	Possessive	Adjective	Verb
M WA	a-	babu	yangu	mzee	analala
	wa-	babu	zetu	wazee	wanalala
M WA	a-	bibi	yako	mcheshi	anafuma
	wa-	bibi	zenu	wacheshi	wanafuma
M	a-	baba	yake	___refu	_____cheza (play)

WA	wa-	baba	zao	____refu	_____cheza
M	a-	mama	yangu	____zuri	_____pika (cook)
WA	wa-	mama	zetu	____zuri	_____pika
M	a-	dada	____ako	____rembo	_____soma(read)
WA	wa-	dada	____enu	____rembo	_____soma)
M	a-	kaka	_____ake	____dogo	_____kimbia (run)
WA	wa-	kaka	_____ao	____dogo	_____kimbia
M	a-	mbwa	wangu	____pole	_____kula
WA	wa-	mbwa	wangu	____pole	_____kula
M	a-	paka	wako	____tundu	_____kunywa maziwa
WA	wa-	paka	wenu	____tundu	_____kunya maziwa

Note: We have only used examples of family names and pets. Also, we have only used adjectives that are originally Swahili that take the adjective markers M in singular and WA in plural. In the subsequent chapters, we shall use diverse nouns and adjectives but basically, this is how the noun classes work. See the following examples of sentences using possessives and adjectives.

Zoezi IV: Adjectives

Follow the examples given below to describe your family members, friend, and pets.

1. Mama yangu ni mrefu kidogo, mrembo, na mcheshi sana.
2. Baba yangu ni mrefu, mwembamba na mpole.
3. Babu
4. Bibi
5. Dada
6. Kaka
7. Mimi
8. Rafiki
9. Mbwa
10. Paka

7. Kazi/Occupation

Msamiati

Askari	police	daktari	doctor
dereva	driver	Hakimu	judge
karani	clerk	kasisi	pastor
kocha	coach	nahodha	captain
mbunge	congressman/woman	mchezaji	player
Meneja	Manager	mfanyibiashara	businessman/woman
Mhandisi	Engineer	mhasibu	accountant
Mhudumu	waiter or waitress	mkulima	farmer
Mkunga	midwife	Mlinzi	guard
mpiga picha	photographer	Mpishi	chef
mshauri	advisor	mtafiti	researcher
Mtangaji	broadcaster	Muigizaji	actor/actress
muuguzi au nesi	nurse	Mwalimu	teacher
mwanajeshi	military officer	mwandishi wa habari	journalist

mwanasanaa	artist	naibu raisi	deputy president
mwimbaji au mwanamuziki	musician	profesa	professor
Raisi	president	Refa	referee
Rubani	pilot	seneta	senator
Staafu	retire	wakili	lawyer

Kusema kuhusu familia na kazi

Je, baba yako anafanya kazi gani?

Unaweza kusema:

- Baba yangu ni mwalimu.
- Baba yangu anafanya kazi ya ualimu.

Zoezi I: Familia na Kazi

Je familia yako hufanya kazi gani?

8. Familia, Nchi, Uraia, na Lugha/Family, Country, Nationality, and Language

Nchi/Country	Uraia/Nationality	Lugha/Language
Afrika Kusini/South Afrika	Mwafrika Kusini	Kizulu, Kikhosa, Kiingereza, ...
Marekani/America	Mmarekani	Kiingereza/English
India	Mhindi	Kihindi
Italia/Italy	Mtaliano	Kitaliano
Kanada/Canada	Mkanada	Kiingereza na Kifaransa/french
Kenya	Mkenya	Kiswahili, Kiluhya, Kikuyu, Kiingereza ..
Misri/Egypt	Mmisiri	Kiarabu/Arabic
Meksiko/Mexico	Mmeksiko	Kihispania
Nigeria	Mnigeria	Kiyoruba, Kihausa, Kiingereza ...
Polishi/Poland	Mpolishi	Kipolishi
Rwanda	Mrwanda	Kirundi, Kihutu, Kitutsi, Kiswahili, Kifaransa
Tanzania	Mtanzania	Kiswahili, Kihaya, Kimaasai ...
Uchina/China	Mchina	Kichina
Ufaransa	Mfaransa	Kifaransa
Uganda	Mganda	Kibaganda, Kiteso, Kiswahili, Kiingereza ...
Ugiriki/Greece	Mgiriki	Kigiriki
Uhispania/Spain	Mhispania	Kihispania
Uholanzi/Holland	Mholanzi	Kiholanzi
Uingereza/UK	Muingereza	Kiingereza

Ujapani/Japan	Mjapani	Kijapani
Ujerumani/Germany	Mjerumani	Kijerumani
Ureno/Portugal	Mreno	Kireno
Urusi/Russia	Mrusi	Kirusi
Uswidi/Sweden	Mswidi	Kiswidi
Uswizi/Switzerland	Mswizi	Kiswizi
Uturuki/Turkey	Mturuki	Kituruki

Zoezi I: Kusema Kuhusu Familia

- i. Je, watu katika familia yako wanatoka/walitoka wapi?
 - a. Babu yangu, baba wa baba, anatoka Kenya.
 - b.
 - c.
 - d.
 - e.
 - f.
 - g.
 - h.
 - i.
 - j.
- ii. Je, watu katika familia yako ni raia wa nchi gani?
 - a. Babu yangu, baba wa baba, ni raia wa Kenya. Kwa hiyo, yeye ni Mkenya.
 - b.
 - c.
 - d.
 - e.
 - f.
 - g.
 - h.
 - i.
- iii. Je, watu katika familia yako wanasema lugha gani?
 - a. Babu yangu, baba wa baba, anasema Kiswahili na Kiingereza kidogo.
 - b.
 - c.
 - d.
 - e.
 - f.
 - g.
 - h.

- i.
- j.

Unatoka Wapi na Unaishi Wapi?/Where Are You From and Where Do You Live?

- Mimi ninatoka katika nchi ya Kenya
- Mimi ninatoka katika kaunti ya Nairobi
- Mimi ninatoka katika mji wa Nairobi

Kwa hiyo: Mimi **ninatoka** katika **mji wa** Nairobi, **kaunti ya** Nairobi, **nchi ya** Kenya.

Lakini sasa, mimi **ninaishi** katika **mji wa** Evanston, **jimbo la** Illinois, **nchi ya** Marekani.

Sarufi: Notice that nchi, kaunti, mji, and jimbo take different forms of -a. This is because they belong to different noun classes. We shall learn more about the use of this -a in the later units.

Zoezi II: Je, watu katika familia yako wanatoka wapi na wanaishi wapi?

- i.
- ii.
- iii.
- iv.
- v.
- vi.
- vii.
- viii.
- ix.
- x.

Zoezi II: Umetembelea wapi?/Where have you visited?

- i. Mimi nimetembelea nchi ya/nchi za
- ii. Mimi nimetembelea jimbo la/majimbo ya ...
- iii. Mimi nimetembelea mji wa/miji ya ...

9. Nina Lakini Sina/I have but I do not have

Msamiati/Vocabulary

Paka	cat	mbwa	dog
kompyuta	computer	simu	phone
Kamera	camera	nyumba	house
apatimenti	apartment	gari	car
Baiskeli	bicycle	pikipiki	motorbike
televisheni	tv	rafiki	friend
Mpenzi	boy/girl friend	kalamu	pen
penseli	pencil	kitabu	book
Daftari	notebook	Ubao wa kuteleza	skatingboard

Mfano: Je, wewe una vitu gani?

Mimi nina kompyuta, simu, na gari, lakini sina paka wala mbwa.

Zoezi 1: Mimi na Rafiki

Je, wewe una vitu gani?

Rafiki yako ana vitu gani?

Kuuliza/Inquiring

We attach the personal pronoun marker to **-na** followed by the item you are inquiring about to form a question, which can elicit either a positive or a negative response.

Person	+ve response	-ve response
Mimi	_____na	sina ...
Wewe	_____na ...	huna ...
Yeye	_____na...	hana ...
Sisi	_____na ...	hatuna ...
Nyinyi	_____na ...	hamna ...
Wao	_____na ...	hawana ...

Mifano katika sentensi:

- i. Je, wewe una paka?
 - a. Affirmative: Ndiyo, mimi nina paka.
 - b. Negative: Hapana, mimi sina paka.
- ii. Je, yeye ana mbwa?
 - a. Affirmative: Ndiyo, yeye ana mbwa.
 - b. Negative: Hapana, yeye hana mbwa.

Zoezi II: Kuuliza Maswali

With classmates, inquire from each other things that you expect them to have and the ones you do not expect them to have in order to elicit both positive and negative responses from them.

10. Ninapenda lakini sipendi/I Like but I Do Not Like

Msamiati/Vocabulary

Kuogelea	swimming	Kununua	buying
kucheza	playing	Kukwea mlima	hiking
kusafiri	traveling	kufuma	knitting
Kupika	cooking	kutembea	walking
kumtembeza mbwa	walking the dog	Kuendesha baiskeli	cycling
kukimbia	running	kuendesha gari	driving
Kucheza densi	dancing	kusoma	reading
kutazama televisheni	watching tv	Kuvua samaki	fishing
kawaida	usually	mara kwa mara	occasionally
Kwenda maktabani	going to the library	kenda filamuni	going to the movies
Kucheza michezo ya video	playing video games	kuosha vyombo	doing dishes
kusoma maktabani	reading in the library	kulima	farming or gardening
kupiga picha	taking pictures	kufanya mazoezi	working out

kucheza karata	playing cards	kuzungumza na marafiki	chatting with friends
kwenda ufukweni	going to the beach	kukutana na marafiki	meeting with friends

Mifano

- Juma:** Je, kawaida wewe unapenda kufanya nini jioni?
- Karim:** Kawaida mimi hupenda kutazama televisheni lakini sipendi kufanya mazoezi. Kawaida mimi hufanya mazoezi asubuhi na mara kwa mara mchana. Na wewe je?
- Juma:** Mimi hupenda kuzungumza na marafiki wangu na kucheza michezo ya video lakini sipendi kusoma maktabani. Kawaida, sisi husoma nyumbani. Je, utafanya nini wikendi?
- Karim:** Wikendi nitaenda mjini kukutana na rafiki yangu. Sisi tutakula chakula mkahawani na tutaenda filamuni. Na wewe je?
- Juma:** Mimi nitasoma maktabani sana kwa sababu nina mtihani wiki kesho. Pia, nitaenda sokoni kununua chakula.
- Karim:** Utaenda sokoni pamoja na nani?
- Juma:** Nitaenda sokoni pamoja na mkazi mwenza wangu (roommate).
- Karim:** Mkazi mwenza wako anaitwa nani na anatoka wapi?
- Juma:** Mkazi mwenza wangu anaitwa Tim. Yeye anatoka katika mji wa Madison, jimbo la Wisconsin. Rafiki yako anaitwa nani na anatoka wapi?
- Karim:** Rafiki yangu anaitwa Peris. Yeye anatoka Nairobi, Kenya. Je, rafiki yako anapenda kufanya nini?
- Juma:** Tim anapenda kucheza michezo ya video sana na kumtembeza mbwa. Na rafiki yako je?
- Karim:** Peris anapenda kusafiri, kula chakula, na kutazama filamu.
- Juma:** Je, Peris ni mpenzi wako?
- Karim:** Ndiyo! Peris ni mpezi wangu. Ninampenda sana! Je, wewe una mpenzi?

Juma: Hapana, mimi sina mpenzi, lakini mkazi mwenza wangu ana mpenzi. Asante rafiki yangu. Ninakutakia wikendi njema.

Karim: Asante. Wikendi njema pia na bahati njema katika mtihani.

Juma: Asante sana.

Zoezi I: Familia inapenda kufanya nini?

Mwambie rafiki yako watu katika familia yako wanapenda kufanya nini

11. Je, Unasoma Wapi?/Where Do You Study?

Msamiati/Vocabulary

Chuo kikuu	University	Darasa	class
Kozi	course	Mwaka	year
Maktaba	library	Soma	study
Kazi ya nyumbani	Homework	kazi nyingi	a lot of work
kazi chache	little work	mtihani	exam
Karatasi	paper	mwanafunzi	student
Mwalimu	teacher	profesa	professor
Mshauri	advisor	Kalamu	pen
Kompyuta	computer	Insha	essay
Kwenda	to go	-enda kwa	go by
Kurudi	to go back	nyumbani	at home
Gari	car	Baiskeli	bicycle
pikipiki	motor bike	kutembea	to walk
Basi	bus	treni	train

kupumzika	to rest	kuchoka	to get tired
-gumu	hard	Rahisi	Easy
fanya marudio	review	Wasiwasi	anxiety
shahada ya kwanza	first degree	Uzamili	masters
Uzamifu	doctorate	utafiti	research
tasnifu	thesis or dissertation	kuwasilisha	to present
Wasilisho	presentation	Kongamano	conference
mkutano	Meeting	programu	program
mahojiano	Interview		

Masomo ya Chuoni/Majors

Mazungumzo I: Neema na Erin wanakutana katika kongamano la masomo ya Kiafrika.

Neema: Hujambo rafiki! Jina langu ni Neema.

Erin: Sijambo rafiki. Mimi ni Erin. Je, unatoka wapi Neema?

Neema: Ninatoka Dar es Salam, Tanzania. Na wewe je?

Erin: Mimi ninatoka katika mji wa Columbus, Ohio, Marekani. Je unasoma wapi?

Neema: Mimi ni mwanafunzi katika Chuo Kikuu cha Ohio State. Na wewe je?

- Erin** Mimi ninasoma katika Chuo Kikuu cha Northwestern. Unasoma nini chuoni?
- Neema:** Ninasoma elimu ya siasa. Na wewe je, unasoma nini?
- Erin** Ninasoma uandishi wa habari. Je, uko mwaka wa ngapi?
- Neema:** Mimi ni mwanafunzi wa mwaka wa tatu. Na wewe je?
- Erin** Mimi ni mwanafunzi wa uzamili. Niko katika mwaka wangu wa pili. Unapenda programu yako?
- Neema:** Ndiyo, ninaipenda programu yangu lakini nina kazi nyingi za nyumbani na mitihani mingi. Je, wewe unafanya mitihani?
- Erin** Mimi kawaida ninaandika insha na kufanya utafiti kwa sababu ninaandika tasnifu.
- Neema:** Una bahati sana. Je, unaendaje chuoni?
- Erin** Kawaida huenda kwa kutembea lakini mara kwa mara ninaenda kwa basi. Na wewe je?
- Neema:** Nilienda chuoni kwa kutembea mwaka jana kwa sababu niliishi katika bweni, lakini mwaka huu ninaenda kwa baiskeli kwa sababu ninaishi nje ya chuo. Jamani nimefurahi kukufahamu. Ningependa kuhudhuria wasilisho la mwisho.
- Erin** Nimefurahi kukufahamu pia. Mimi ninasubiri mahojiano ya kazi
- Neema:** Kila la heri rafiki yangu.
- Erin** Asante.

Zoezi I: Maswali ya Mazungumzo

- I. Neema anatoka wapi?
- II. Je, Erin anatoka wapi?
- III. Je, wewe unatoka wapi?
- IV. Neema anasoma katika chuo gani?
- V. Erin anasoma katika chuo gani?
- VI. Je, wewe unasoma katika chuo gani?
- VII. Neema yuko katika mwaka gani na yuko katika programu gani?

- VIII. Je, wewe uko katika mwaka gani na uko katika programu gani?
- IX. Erin anasoma nini chuoni?
- X. Ni nani anafanya kazi za nyumbani na mitihani chuoni?
- XI. Je, wewe unapenda kazi ya nyumbani au mitihani zaidi?
- XII. Kwa nini Neema anafanya utafiti?
- XIII. Je, wewe unafanya utafiti? Kuhusu nini?
- XIV. Wewe ni mwanafunzi wa shahada gani?
- XV. Je, wewe unaishi katika bweni au nje ya chuo?
- XVI. Neema na Erin wanaendaje chuoni?
- XVII. Je, wewe huendaje chuoni?
- XVIII. xviii. Je, Neema na Erin wamekutana wapi?

Zoezi II: Familia na Chuo

Je, watu katika familia yako wanasoma/walisoma katika chuo/vyuo gani?

Zoezi III: Wasilisho/Presentation

Tayarisha wasilisho fupi kuhusu maisha yako ya chuoni/Prepare a short presentation about your life at school.

12. Nambari/Nominal Numbers

Msamiati/Vocabulary

sufuri	0	moja	1
mbili	2	tatu	3
nne	4	tano	5
sita	6	saba	7
nane	8	tisa	9
kumi	10	kumi na moja	11
kumi na tano	15	kuma na tisa	19
ishirini	20	ishirini na tisa	29
thelathini	30	thelathini na sita	36
arobaini	40	arobaini na saba	47
Hamsini	50	hamsini na nane	58
sitini	60	sitini na sita	66
sabini	70	sabini na nne	74
themanini	80	themanini na nane	88
tisini	90	tisini na tisa	99

mia moja	100	mia moja na moja	101
mia moja na hamsini na tatu	153	mia moja na tisini na tisa	199
mia mbili	200	mia mbili na arobaini	240
mia tatu	300	mia tatu na thelathini na tatu	333
mia nne	400	mia nne na arobaini na tano	445
mia tano	500	mia tano na sitini na saba	567
mia sita	600	mia sita na tisini na sita	696
mia saba	700	mia saba na sabini na saba	777
mia nane	800	mia nane na kumi na moja	811
mia tisa	900	mia tisa na sitini na tisa	969
elfu moja	1000	elfu moja na moja	1001
elfu moja na mia tano	1500	elfu moja na mia tisa na tisini na tisa	1999

elfu mbili	2000	elfu mbili na tatu	2003
elfu tatu	3000	elfu kumi	10000
I have	Nina	Nilizaliwa	I was born
mwaka	Year	Umri	age
nina miaka x	I am x years old	anwani	address
barua pepe	email	nambari yangu ya simu	my phone number
andika	write	Tuma	send
ujumbe	message	Nambari ya simu	phone number
piga simu	make a phone call	shilingi ya Kenya	Kenyan shilling
Shilingi ya Tanzania	Tanzanian shilling	Shilingi ya Uganda	Ugandan shilling
dola ya Marekani	American dollar	Nina shilingi X	I have X shillings
shilingi x ni dola y/	X shillings is Ydollars	Pesa/Hela	Money

Zoezi I: Nambari ya simu

Complete the dialogue below between Jamila and Rafiki. You will be Jamila's rafiki.

Jamila: Hujambo rafiki?

Rafiki: _____.

Jamila: Salama rafiki yangu. Je, una simu?

Rafiki: _____.

Jamila: Nambari yako ya simu ni gani?

Rafiki: _____.Na wewe je?

Jamila: Nambari yangu ni tatu mbili saba – nne tano sita – tisa moja sufuri nane (327-456-9104).

Rafiki: Asante, nitakupigia jioni.

Jamila: Nitashukuru. Kama sitaweza kuipokea, tafadhali niandikie ujumbe.

Rafiki: Sawa. Kwaheri.

Jamila: Kwaheri.

Zoezi II: Vivumishi vya Nambari/Adjectives of Quantity and Quality

As we previously mentioned, adjectives are marked using the noun class markers. We shall use M/WA nouns that we have learned so far to demonstrate how numbers are marked when used as adjectives. Follow the examples given below to complete the table of nouns, adjectives of quantity/quality, and the verbs.

NC	NCM	Noun	Quantity	Quality	Verb
M WA	a-	mbwa	(1) mmoja	mzuri	alicheza
	wa-	mbwa	(2) Wawili	wazuri	walicheza
M WA	a-	babu	(1)	____refu	____tembea
	wa-	babu	(3)	____refu	____tembea
M WA	a-	bibi	(1)	____cheshi	____cheka (laugh)
	wa-		(4)	____cheshi	____cheka
M WA	a-		(1)	____nene	____soma
	wa-	baba	(5)	____nene	____soma
M WA	a-	Mama	(1)	____dogo	____nunua
	wa-		(6) sita	____dogo	____nunua

M WA	a-	dada	(1)	_____rembo	_____imba
	wa-		(7) saba	_____rembo	_____imba
M WA	a-		(1)	_____fupi	_____fanya mazoezi
	wa-	kaka	(8)	_____fupi	_____fanya mazoezi
M WA		mpenzi	(1)	_____zuri	_____pika
			(9)	_____zuri	_____pika
M		paka	(1)	_____dogo	_____lala
WA			(10 kumi	_____dogo	_____lala

Note: 6, 7, 9, and 10 are not marked because they are borrowed from Arabic.

Zoezi III: Je, mko wangapi katika familia yako?

- i. Nina babu wawili
- ii.
- iii.
- iv.
- v.
- vi.
- vii.
- viii.
- ix.
- x.

Zoezi IV: Je, watu katika familia yako wana miaka mingapi?

- i. Babu yangu ana miaka _____.
- ii.
- iii.
- iv.
- v.
- vi.
- vii.
- viii.
- ix.
- x.

Zoezi V: Je, watu katika familia walizaliwa lini?/walizaliwa mwakani?

- i. Bibi yangu alizaliwa mwaka wa elfu moja na mia tisa na hamsini (1950).
- ii.
- iii.
- iv.
- v.
- vi.
- vii.
- viii.
- ix.
- x.

Zoezi VI: Wanyama wa Nyumbani (pets)

Je, una wanyama wangapi wa nyumbani?

Je, wanyama wana miaka mingapi?

Zoezi VII: Kuhesabu pesa

Convert the Kenyan shillings shown in the pictures below into Tanzanian shillings, Ugandan shillings, and the US dollar

		
Shilingi ya Tanzania	Shilingi ya Uganda	Dola ya Marekani



Shilingi ya Tanzania	Shilingi ya Uganda	Dola ya Marekani



Shilingi ya Tanzania	Shilingi ya Uganda	Dola ya Marekani



Shilingi ya Tanzania	Shilingi ya Uganda	Dola ya Marekani



Shilingi ya Tanzania	Shilingi ya Uganda	Dola ya Marekani



Shilingi ya Tanzania	Shilingi ya Uganda	Dola ya Marekani



Shilingi ya Tanzania	Shilingi ya Uganda	Dola ya Marekani



Shilingi ya Tanzania	Shilingi ya Uganda	Dola ya Marekani

Ordinal Numbers

You can use the numbers to rank nouns such as

- i. Mimi ni **mtoto wa nne** katika familia.
 - a. Je, wewe ni mtoto wa ngapi katika familia?
- ii. Mimi ni mwanafunzi wa **mwaka wa kwanza** katika chuo kikuu.
 - a. Je wewe ni mwanafunzi wa mwaka wa ngapi (mwaka gani?) katika chuo kikuu?

Zoezi VIII: Insha Kuhusu Rafiki Yangu

Andika insha kuhusu rafiki yako kwa kutumia vidokezo vifuatavyo/Write an essay about your friend using the following prompts. Respond to the prompts in one paragraph.

- i. Jina lake ni nani?
- ii. Anatoka wapi? (nchi, jimbo, mji)
- iii. Anakaa/anaishi wapi?

- iv. Ana kaka au dada?
- v. Ana nini? (paka, mbwa,...)
- vi. Anaenda chuo gani?
- vii. Anaendaje chuoni?
- viii. Anasoma nini?
- ix. Anasema lugha ngapi?/gani?
- x. Anapenda nini?
- xi. Hapendi nini?
- xii. Kwa nini unampenda rafiki yako?